

EQUIPMENT

STANDARD EQUIPMENT

ENGINE

- Emissions, EPA Tier 4F / EU stage V
- Direct fuel injected
- Fuel filter with water separator
- Coolant expansion tank
- Dual element dry-type air filter
- Engine air precleaner
- Electronic engine control
- Preheat cold start assist
- Auto idle
- High-flow cooling fan
- Overheat & low oil pressure engine protection

UNDER CARRIAGE

- Carrier rollers, upper, 1 each side
- Track rollers, lower, 3 each side
- Track guides, front idler and 2 per side
- Centralized lubrication layout
- 9" (230mm) rubber tracks
- 9" (230mm) steel tracks
- Expandable and retractable undercarriage
- Foldable blade
- Dozer blade with cylinder guards
- Tie downs on track frame and dozer blade

OTHERS

- Counterweight
- Security valves (1 on boom, 1 on arm)

WORKING EQUIPMENT

- Std. arm assembly with piping
- Long Arm assembly with piping
- Dozer Blade
- AUX1 with hydraulic breaker pipeline
- AUX2 with proportional joystick
- 18" (450mm) HD bucket
- Hydraulic tilt ditch cleaning bucket
- Grading bucket
- Hydraulic thumb
- Hydraulic breaker
- Auger
- Mechanical quick coupler
- Hydraulic quick coupler
- Hydraulic tiltrotator 360° Rotation

HYDRAULIC SYSTEM

- Variable axial piston main pump
- Spring-applied hydraulic release swing brake
- Topside design boom cylinder
- Pilot gear pump
- Load-sensing hydraulic system
- Axial piston swing motor
- Axial piston travel motor (high / low)
- AUX1 with hydraulic pilot joystick controls
- AUX2 with hydraulic pilot joystick controls
- AUX1 with single electrical proportional joystick controls
- AUX2 with dual electrical proportional joystick controls
- ISO/SAE two-pattern selection system

OPERATOR STATION

- Steel, all-weather & sound suppressed Cabin
- ROPS/TOPS
- Front window with wiper/washer, for Cab only
- Tinted safety glass, for Cab only
- Skylight, for Cab only
- Pull-up type front window, for Cab only
- Lockable doors, for Cab only
- Weight adjustable suspension leatheroid seat with head-rest
- Seat belt
- Rubber floor mat
- Hydraulic pilot control levers with adjustable armrests
- AM/FM stereo Radio
- Heater
- Fan
- Horn
- Large capacity toolbox
- Coat hook
- Ceiling light, for Cab only
- Tool kit

UPPER STRUCTURE

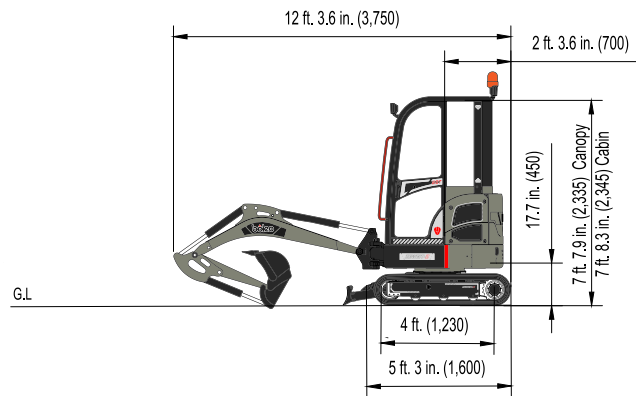
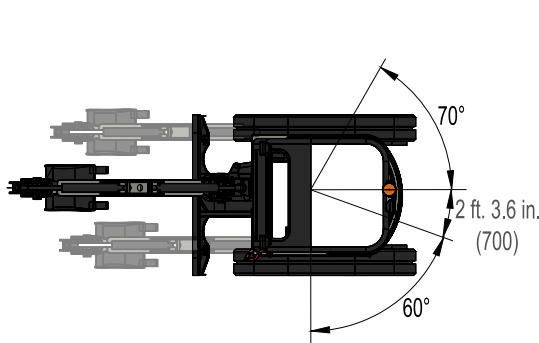
- Right-hand, left-hand counterweight mirrors, for Cab only
- Rear reflectors
- Lockable cab, hood, and service doors, for Cab only
- Remote-mounted engine oil and fuel filters
- Daily fluid level inspection visible from ground

CONTROLS

- Two hydraulic joysticks control boom, arm, bucket, and swing functions
- Blade control lever
- ISO / SAE two-pattern selection system
- Two-speed travel switch
- Engine speed control dial
- Travel pedals with hand levers
- Emergency stop switch
- Hydraulic shutoff lever, all controls
- Switches, console-mounted
 - Starter switch (key)
 - Heater control panel
 - Boom swing switch
 - Rotating beacon
 - Hydraulic quick coupler release rocket (if equipped)
- 12-V power socket & USB charger
- Keypad buttons
 - Travel/swing alarm (if equipped)
 - Ceiling light, for Cab only
 - 2 working lights on cab
 - 1 light on the boom and 1 rear working light
 - Wiper & washer, for Cab only
- Warnings
 - Coolant temperature buzzer
- Display Monitor
 - Menu select button
 - Language settings
 - Back button
 - Fuel gauge
 - Engine coolant temperature
 - Hour meter
 - Operating mode

Key: ● Standard ○ Optional or Special See your BOLEO dealer for further information

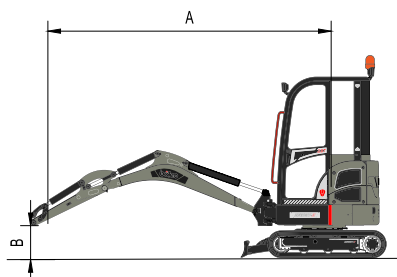
DIMENSIONS



BOLEO Corporation reserves the right to change the stated specifications without notice. This brochure is for descriptive purposes only and reasonable efforts were used to set forth the contained information; some items shown may be optional and some products shown may not be available at all dealerships. BOLEO disclaims all representations and warranties, express or implied, or any liability from the use of this brochure. For complete warranty, safety and product information, consult your local BOLEO dealer and the operator's manual. Power (HP/KW) and other specifications are based on various standards or recommended practices. For your safety, BOLEO strongly recommends the use of a Rollover Protective Structure (ROPS) and seat belt in almost all applications. This brochure is intended for the United States and European Unions only. For information regarding BOLEO products or services outside these areas, see BOLEO Corporation's global web site. BOLEO does not provide parts, warranty or service for any Product which is re-sold or retailed in any country other than the country for which the Product(s) were designed or manufactured.

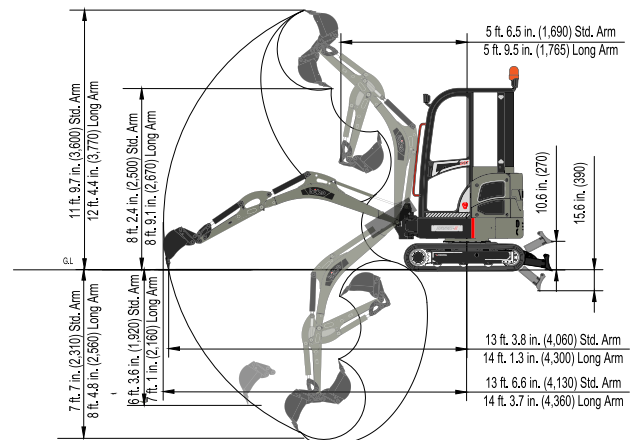
LIFTING CAPACITY

| ZEWAIT-Z (Z20) | Standard Arm, Standard Counterweight, Bucket: Without | | | | | | | | | Unit: [lbs. (kg.)] |
|--------------------------|---|---------------------|------------|-----------------------|---------------------|------------|-----------------------|---------------------|------------|--------------------|
| | Max. | | | 98 ft. (3.0 m) | | | 49 ft. (15 m) | | | |
| Lifting Point Radius (A) | Over-front Blade down | Over-front Blade up | Over-side | Over-front Blade down | Over-front Blade up | Over-side | Over-front Blade down | Over-front Blade up | Over-side | |
| 6.6 ft / 2.0 m | - | - | 0* | 598 (271)* | 598 (271)* | 598 (271)* | - | - | - | |
| 4.9 ft / 1.5 m | - | - | 0* | 860 (390)* | 778 (353)* | 710 (322)* | 992 (450)* | 992 (450)* | 992 (450)* | |
| 1.6 ft / 0.5 m | 617 (280)* | 353 (160)* | 335 (152)* | 1307 (593)* | 683 (310)* | 642 (291)* | - | - | - | |
| G.L. (0) | - | - | - | 1239 (562)* | 683 (310)* | 622 (282)* | - | - | - | |
| -1.6 ft / (-0.5) | - | - | - | 1107 (502)* | 664 (301)* | 617 (280)* | 1521 (690)* | 1036 (470)* | 948 (430)* | |
| -4.9 ft / (-1.5) | - | - | - | 712 (323)* | 683 (310)* | 639 (290)* | 1014 (460)* | 1014 (460)* | 970 (440)* | |



Unit: ft. in. (mm)

WORKING RANGE



The above capacities are given for a machine equipped with a cabin, 230mm / 9-in rubber tracks and without a bucket or quick-coupler.

1. Load with * is limited by hydraulic capacity and based on ISO 10567. Rated loads do not exceed 87% of hydraulic capacity; 2. Load without * is limited by tipping load and based on ISO 10567.

Rated loads do not exceed 75% of tipping capacity; 3. The excavator bucket, hook, sling and other lifting accessories are not included in this table.

Caution: In accordance with standard EN 474-5, the machine must be equipped to carry out handling operations.